

CR-TEC Engineering

Automated Valve Solutions

NM-521-H

5/2-Way NAMUR Control Valve

For Double & Single Acting Rotary Actuators

Technical Data Sheet



Product description

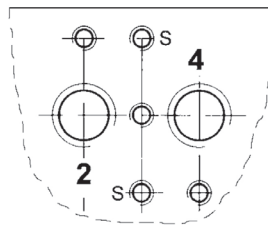
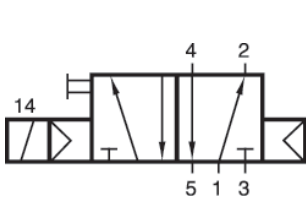


5/2-way NAMUR control valve for driving double-acting rotary actuators. The valve will be supplied assembled to the actuator, but it is also available as single component.

Technical data

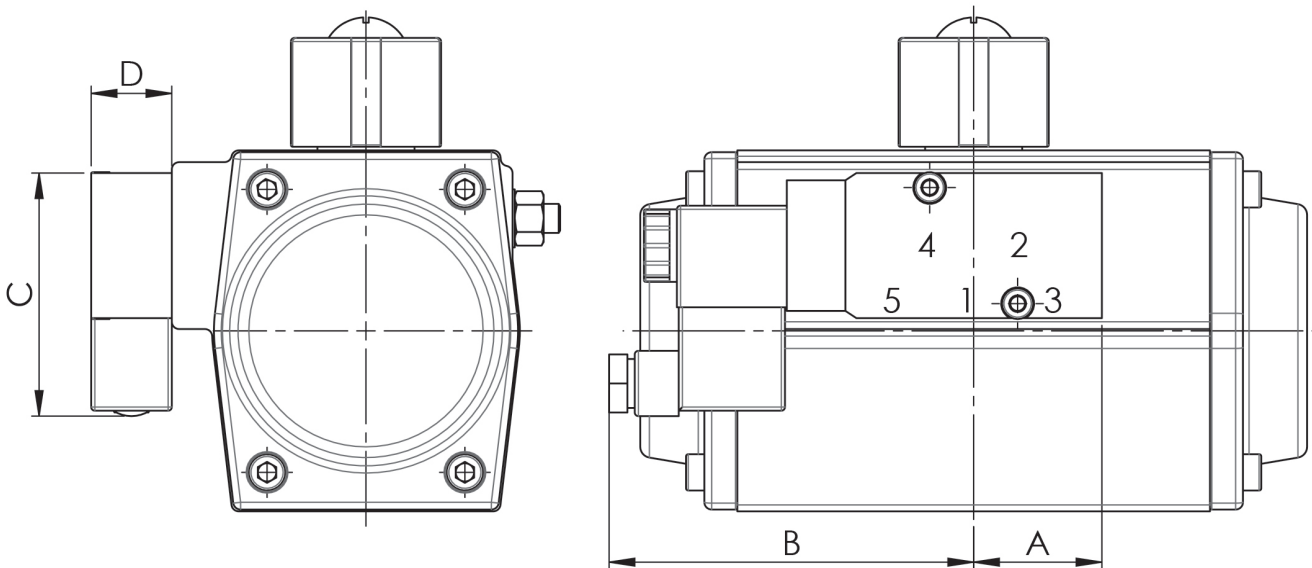
Technical data	
Type	piston slide valve with differential piston (air spring)
Type of connection	flange according to NAMUR, at 2 and 4 G 1/4", at 1, 3 and 5
Nominal width	7 mm
Operating pressure	1,5 to 10 bar
Temperature range	-20 °C to +70 °C, explosion proof -10 °C to +50 °C
Protective system, - standard - explosion proofed	IP65 nach VDE 0470/EN 60529 with plug for cables \varnothing 6–8 mm; 0,75–1 mm ² EEx m II T4 casted-on with cable, cable length 3,0 m, type: H052V2V-3G1
Operating time	100 %
Materials	casing: aluminium inner parts: brass, aluminium, synthetic seals: NBR (perbunan)
Manual override	standard
Standard voltages and power consumption	standard version: 230 V/AC: 5,0 [VA] 24 V/DC : 3,0 [W] explosion proof version (EEx m II T4): 230 V/AC: 5,1 [VA] 24 V/DC : 5,0 [W]
Characteristic features	Fastening screws, code pin and seals belong to delivery range. Throttling of exhaust air possible at connection 3 and 5. Order designation for throttles types SDR and FDS please request separately.

Flange picture at actuator acc. to NAMUR recommendation



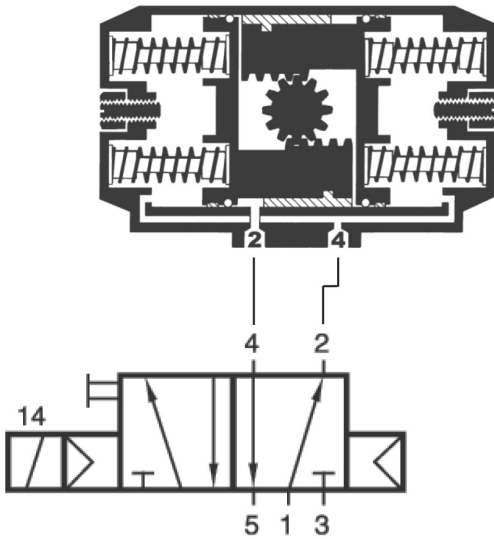
Drillings „S“ are provided for code thread pin that rises in a deepening of control valve. The code pin ensures attitude controlled coordination of valve connections in case of exchange.

Dimensions



Valve version	Brand	Connection thread	DN	A	B	C	D
standard	bar	1/4"	7	35	99	67	22
explosion proof	bar	1/4"	7	35	99	67	22

Standard mounting of valves



Information about mounting at rotary actuators

Normally mounting is done as above and as shown in picture 1 and 2. (Drive in basic position, piston inwards.) A differing assembling has to be agreed on, especially at complete mounting on valves.

Versions

Standard version		One sided electrically actuated		
Designation	Brand	DN	Operating pressure [bar]	
NM-521-H-230/AC	bar	7	1,5 to 10	
NM-521-H-24/DC	bar	7	1,5 to 10	
NM-521-H-XX/XX	bar	7	1,5 to 10	
Explosion proof Ex (EEx = explosion protection EEx m II T4)		One sided electrically actuated		
Designation	Brand	DN	Operating pressure [bar]	
NM-521-H-230/AC-EEX	bar	7	1,5 to 10	
NM-521-H-24/DC-EEX	bar	7	1,5 to 10	
NM-521-H-XX/XX-EEX	bar	7	1,5 to 10	
xx/xx = Special voltage, please indicate designation with voltage.		Other valve types on request.		
Explosion proof EEx ia II C T6 on request				



The descriptions and photographs contained in this product specification sheet are supplied by way of information only and are not binding. CR-TEC Engineering, Inc. reserves the right to carry out any technical and design improvements to its products without prior notice.

CR-TEC Engineering Inc.
15 Orchard Park Road, Unit 18 • Madison, CT 06443
Tel. 203-318-9500 • Fax 203-245-2575
info@crtec.com • www.crtec.com